



WIND SERIES ACCESSORIES

Towel Bars in three sizes, Towel Ring, and Drawer Pulls.
Shown in cast silicon bronze with satin finish (5-S).

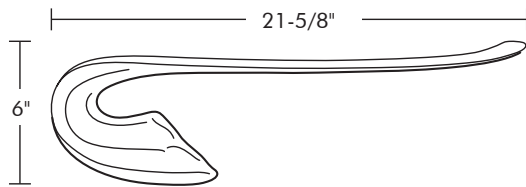
Hardware Accessories

Towel Bars & Ring, Drawer Pulls

SPECIFICATIONS

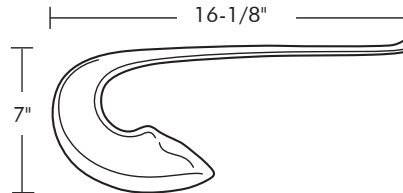
TOWEL BAR, LARGE

Model: WS TBLG (+finish)
Series: Wind
Category: Hardware Accessories
Finishes: Listed below
Projection: 2-3/4"



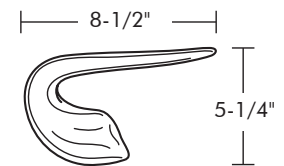
TOWEL BAR, MEDIUM

Model: WS TBMD (+finish)
Series: Wind
Category: Hardware Accessories
Finishes: Listed below
Projection: 3-1/8"



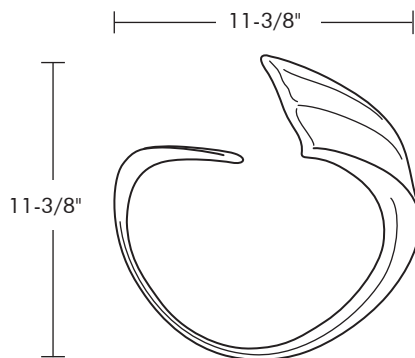
TOWEL BAR, SMALL

Model: WS TBSM (+finish)
Series: Wind
Category: Hardware Accessories
Finishes: Listed below
Projection: 2-7/8"
 Note: Available in left or right.



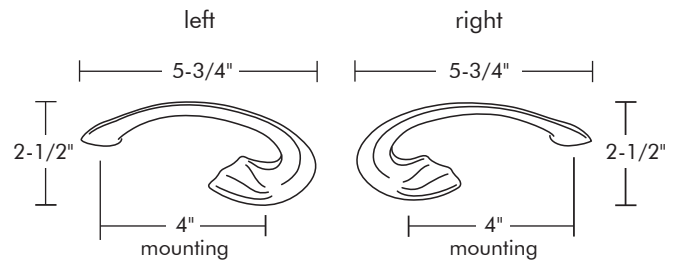
TOWEL RING

Model: WS TR (+finish)
Series: Wind
Category: Hardware Accessories
Finishes: Listed below
Projection: 2-3/4"



DRAWER PULLS

Model: WS DPL (+finish) / WS DPR (+finish)
Series: Wind
Category: Hardware Accessories
Finishes: Listed below
Projection: 1"



AVAILABLE FINISHES

Satin Metal: **5-S**, satin silicon bronze **6-WB**, satin white bronze

Patina Finish: **1-CFS**, satin, gold/black **2-CCFSS**, semimatte, green/gold, silver/black
3-CFM, matte, green/brown **4-CMS**, semimatte, brown/black